

LISTINO STAR

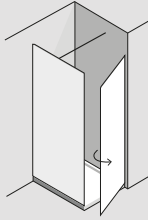
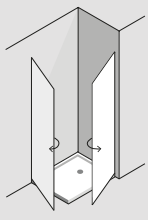
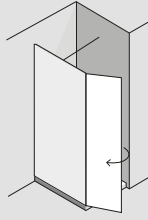
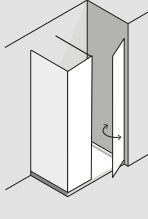
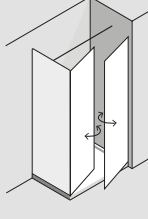
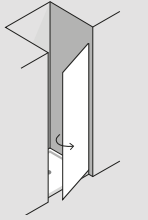
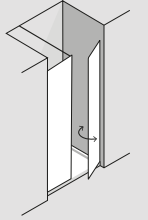
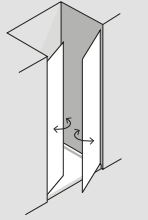
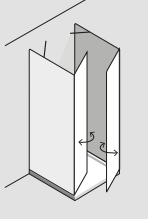
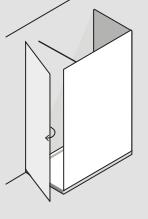
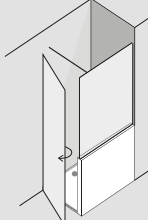
/ PRICE LIST STAR

**Box senza telaio H. 200 cm
con profili in alluminio,
ante battenti con sistema
di sollevamento,
vetri temperati sp. 6 mm
e chiusura a calamita
inserita su profilo in alluminio.**

/ Shower enclosure H.200 without upper horizontal profile. Tempered glass in thickness 6 mm. Hinged doors with aluminium profiles and door lift system. Closing magnetic stripe inserted in the aluminium profile.

ABACO

/ CONFIGURATIONS

	Battente / Hinged door		
	 <p>1 ANTA BATTENTE + LATO FISSO / 1 HINGED DOOR + FIXED SIDE</p>	 <p>1 ANTA BATTENTE PER LATO / 1 HINGED DOOR ON EACH SIDE</p>	 <p>1 ANTA BATTENTE + LATO FISSO / 1 HINGED DOOR + FIXED SIDE</p>
angolo corner	 <p>1 ANTA BATTENTE + FISSO IN LINEA + LATO FISSO / 1 HINGED DOOR WITH INLINE PANEL + FIXED SIDE</p>	 <p>2 ANTE BATTENTI SALOON + LATO FISSO / 2 SALOON HINGED DOORS + FIXED SIDE</p>	
nicchia niche	 <p>1 ANTA BATTENTE / 1 HINGED DOOR</p>	 <p>1 ANTA BATTENTE + FISSO IN LINEA / 1 HINGED DOOR WITH INLINE PANEL</p>	 <p>2 ANTE BATTENTI SALOON / 2 SALOON HINGED DOORS</p>
centroparete 3 sides	 <p>2 ANTE BATTENTI SALOON + 2 LATI FISSI / 2 SALOON HINGED DOORS + 2 FIXED SIDES</p>	 <p>1 ANTA BATTENTE + 2 LATI FISSI / 1 HINGED DOOR + 2 FIXED SIDES</p>	
sopramuretto reduced side on the wall			

CARATTERISTICHE

/ FEATURES

- 

H. 200 CM
/ Shower enclosure H. 200 cm
- 

Profili verticali dotati di tappi di chiusura trasparenti
/ Transparent upper covers for the profiles
- 

Vetro temperato sp. 6 mm
/ Tempered safety glass th. 6 mm
- 

Profili di allungamento per ottenere estensibilità non presenti a listino
/ Extension profiles: to achieve widths different from those in the price list
- 

Non reversibile
/ Not reversible
- 

Profili a gradi
/ Articulated profiles
- 

Compensazione 2,5 cm per lato versione angolo - 5 cm versione nicchia
/ Adjustment profile: 2,5 cm for corner variant - 5 cm for niche variant
- 

Possibilità di aperture alternative
/ Possibility of having various entry measures
- 

Sistema sollevamento anta battente
/ Lift system for hinged door
- 

Possibilità di inserimento barra Stripe
/ Optional: Stripe towel and object holder
- 

Chiusura a calamita inserita sul profilo in alluminio
/ Magnetic closing strip inserted in the aluminium profile
- 

Braccetto in alluminio
/ Aluminium stabilizing bar
- 

Profili gocciolatoi verticali e orizzontali in PVC ultra trasparente antimuffa
/ Horizontal and vertical drip sealing strips in extremely transparent anti-mould pvc
- 

Braccetto da accorciare in opera
/ Stabilising bar to be cut during installation
- 

Profilo inferiore di contenimento acqua incluso
/ Water containment channel included
- 

Accesso facilitato
/ Easy access

MANIGLIE

/ HANDLES

H DI SERIE / SUPPLIED STANDARD

A B C D F M COMPATIBILI / COMPATIBLE

Potrebbero essere presenti nel listino delle variazioni a seconda della versione del box doccia
/ In the price-list there may be some differences with this schema, depending on the variant of the shower enclosure

Maniglia **M** non disponibile in nichel e grey spazzolato
/ Handle **M** not available in brushed nickel and grey

Maniglie **A B C** non disponibili in grey spazzolato
/ Handle **A B C** not available in brushed grey

FINITURE

/ FINISHES

PROFILI
/ PROFILES



PAL - ARGENTO LUCIDO
/ BRIGHT SILVER

PBP - BIANCO OPACO
/ WHITE MATT

PAS - ARGENTO SATINATO
/ SATIN SILVER

PNZ - NICHEL SPAZZOLATO
/ BRUSHED NICKEL

PGZ - GREY SPAZZOLATO
/ BRUSHED GREY



PCL - COLORI OPACHI BY AGHA
/ MATT COLOURS BY AGHA



Disponibili, a richiesta, colori opachi scala Ral
/ Mat colours of the RAL range are available on demand

VETRI
/ GLASS FINISH



VTR - TRASPARENTE
/ TRANSPARENT

VSN - SATINATO
/ FROSTED


VPM - PIUMATO
/ FEATHER PATTERN

Vetri Optional
/ Optional glasses:

- VGR - GRIGIO EUROPA** / GREY EUROPE
- VBR - BRONZO** / BRONZE
- VXT - EXTRACHIARO** / EXTRA LIGHT
- VSP - STOP-SOL** / STOP-SOL MIRRORED GLASS

SERIGRAFIE
/ SERIGRAPHIES

SERIGRAFIE IN FINITURA SATINATA / SERIGRAPHIES - FROSTED FINISH



VFS - FASCIA

VSF - SFUMATO

STRIPE

SQUARE

DOTS

SOFFIONI

ANGELO

ALBERI

SERIGRAFIE IN FINITURA COLORATA / SERIGRAPHIES - COLOURED FINISH



LINES

RULER

Le serigrafie sono realizzabili solo su vetro trasparente
/ Serigraphies can be applied only on transparent glass

Le serigrafie in finitura colorata sono realizzabili con i colori
/ Coloured serigraphies are available only with colours

Grafiche serigrafate e fascia satinata realizzabili fino a H. 200
Solo per lato fisso fino a L. 140
Silkscreened graphics and satin band available up to H. 200
Only for fixed side up to W. 140